

Panamera Turbo S E-Hybrid



Technical specifications

3,996 cm³
V8 biturbo with plug-in technology

514 kW (700 PS)
at 6,000/min

2,350 kg
Empty weight according to DIN

2.7 l/100 km
Combined fuel consumption

21.8 kWh/100 km
Combined electricity consumption

315 km/h
Top speed

870 Nm
at 1,500 – 5,500/min

2,810 kg
Maximum weight allowed

62 g/km
Combined CO₂ emissions

59 km
Electric range

Acceleration

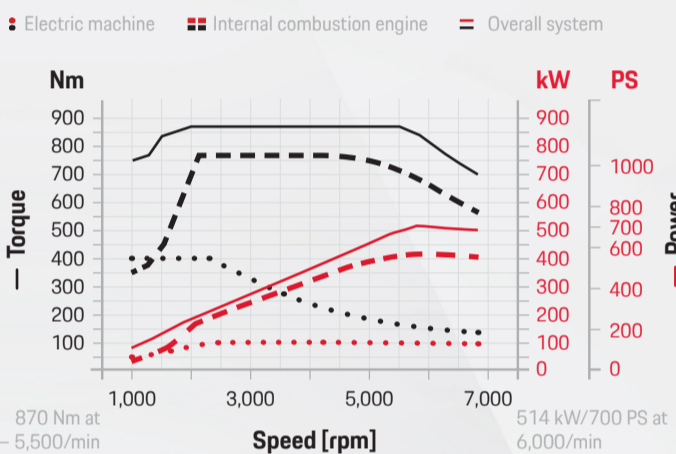
0 – 60 mph **3.0 s**

0 – 100 km/h **3.2 s**

0 – 160 km/h **7.2 s**

0 – 200 km/h **10.9 s**

Power and torque



Width: 1,937 mm
Width with mirrors: 2,165 mm

Dimensions




Wheelbase: 2,950 mm
Length: 5,049 mm

Front gauge: 1,657 mm
Rear gauge: 1,637 mm

Highlights

» 571 PS | 770 Nm

Power and torque of the four-liter V8 biturbo.




17.9 kWh «

Energy content of the liquid-cooled lithium-ion battery.



» 136 PS | 400 Nm

Power and torque of the electric motor integrated in the eight-speed dual clutch transmission.



6 «

Number of driving modes with an optimized operating strategy to improve the electric driving experience and for more efficient energy utilisation.



» "With three new Panamera plug-in hybrid models, the 4 E-Hybrid, the 4S E-Hybrid and the Turbo S E-Hybrid, Porsche is consistently pursuing the E-Performance strategy. The all-electric range and the electric driving experience benefit from a more powerful battery and optimized operating strategies."

Thomas Friemuth
Vice President Product Line Panamera

